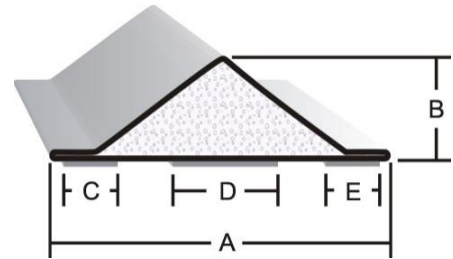


Triangular profiles have a polyurethan foam core which is covered with an aluminium foil. The gaskets are fitted with a non-conductive adhesive tape as standard.

The standard portfolio includes a large range of sizes. Customized dimensions can be supplied at low cost. The material can also be cut to the required length or modified to individual needs.



- Excellent shielding effectiveness
- Polyurethan foam core; standard hardness: 45 kg/m³
- Optionally available with adhesive tape with removal aid (WRL)
- Optionally available with multiple parts on carrier sheet (STP)
- Other dimensions on request



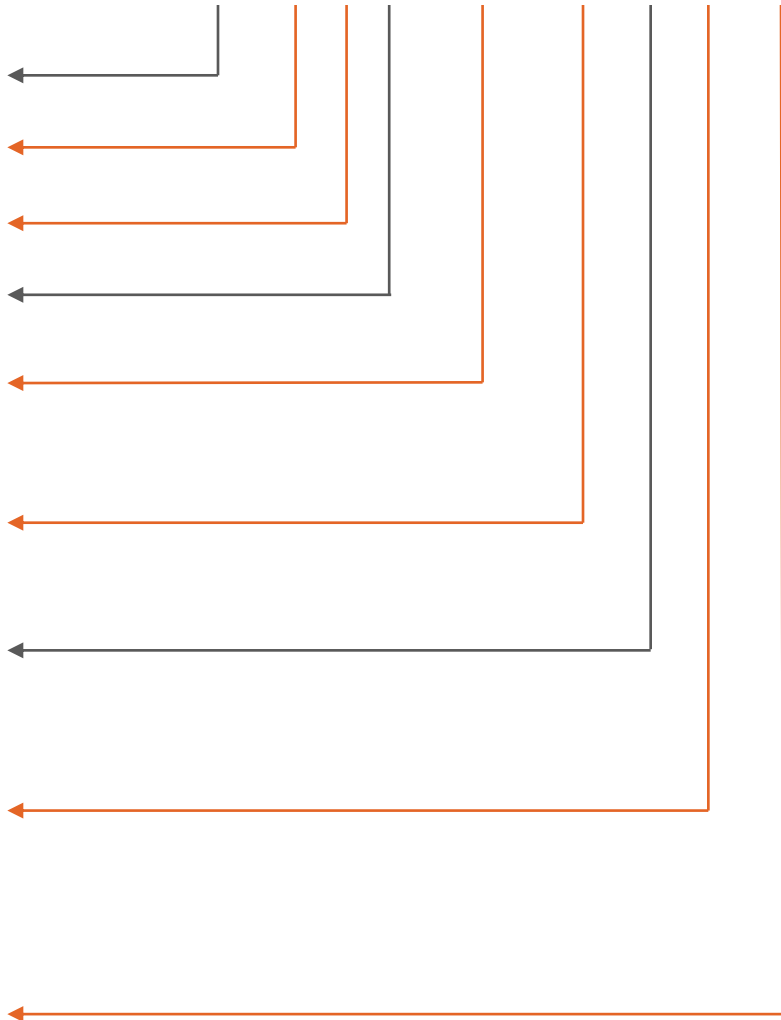
PRODUCT SPECIFICATIONS

PROPERTY	VALUE / TOLERANCE	TEST METHOD
Basic material	Polyurethan foam core	-
Coating	Aluminium foil	-
Width (A)	9,1 – 10,0 mm	-
Thickness (B)	2,3 – 3,5 mm	-
Standard length (L)	2.000 mm	-
Hardness value of foam	32, 45, 70, 150 kg/m ³	-
Surface resistance	<0,1 Ω/□	-
Shielding effectiveness	88 – 101 dB @ 100 MHz - 18 GHz	ASTM D-4935-89
Adhesive tape	Non-conductive, conductive	-
Width of adhesive tape (C)	2x non-conductive (C and E) 1x conductive (D)	-
Flammability rating	V-0	UL 94
Temperature range	-25 – 80 °C	-
Storage temperature	20 °C	-
Storage humidity	App. 50% rH; non-condensing	-
Shelf life	1 year	-
Guarantee	6 months	-

BUILDING AN ITEM NUMBER

DTR-WxT AL 2xNxx Cxx VO-L-ZZZZ

Rectangular Profile	
xx	Width (mm)
xx	Thickness (mm)
Aluminium foil	
Nxx	Non-conductive adhesive (mm)
Cxx	Conductive aluminium adhesive (mm)
CTxx	Conductive textile adhesive (mm)
Flammability rating	
xxxx	Length (mm)
Rxx	On roll (m)
STPxxx	Sheet Type Package (mm)
WRLxxx	Wide Release Liner (mm)
PU32	PU foam 32 kg/m ³
PU70	PU foam 70 kg/m ³
PU150	PU foam 150 kg/m ³



Standard options

EXAMPLE

DTR-10x2,3AL2xN2,5C2,5VO-2000-PU32

Triangular profile; width: 10,0 mm; thickness: 2,3 mm; aluminium foil; 2x non-conductive adhesive: 2,5 mm; conductive adhesive: 2,5 mm; UL 94 V-0; length: 2000 mm; PU foam 32 kg/m³

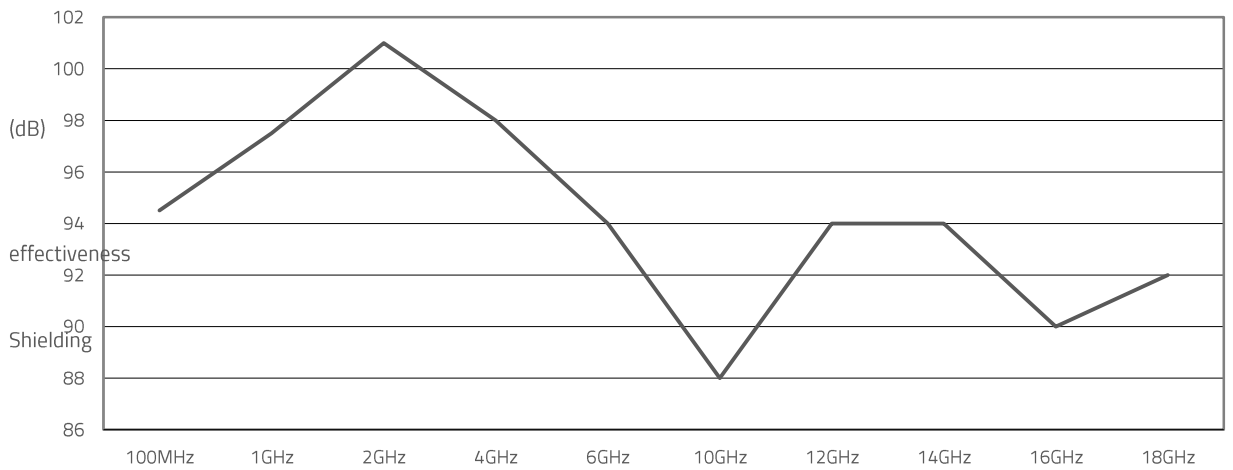
TOLERANCES

WIDTH AND HEIGHT (mm)	TOLERANCE (mm)
0,5 – 6,3	± 0,5
6,4 – 10,0	± 0,7
10,1 – 16,0	± 0,8
16,1 – 25,0	± 1,0
25,1 – 40,0	± 1,3
40,1 – 63,0	± 1,6

LENGTH (mm)	TOLERANCE (mm)
5 – 150	± 0,8
151 – 300	± 1,3
301 – 1.200	± 2,5
1.201 – 1.750	± 4,7
1.751 – 2.300	± 6,4

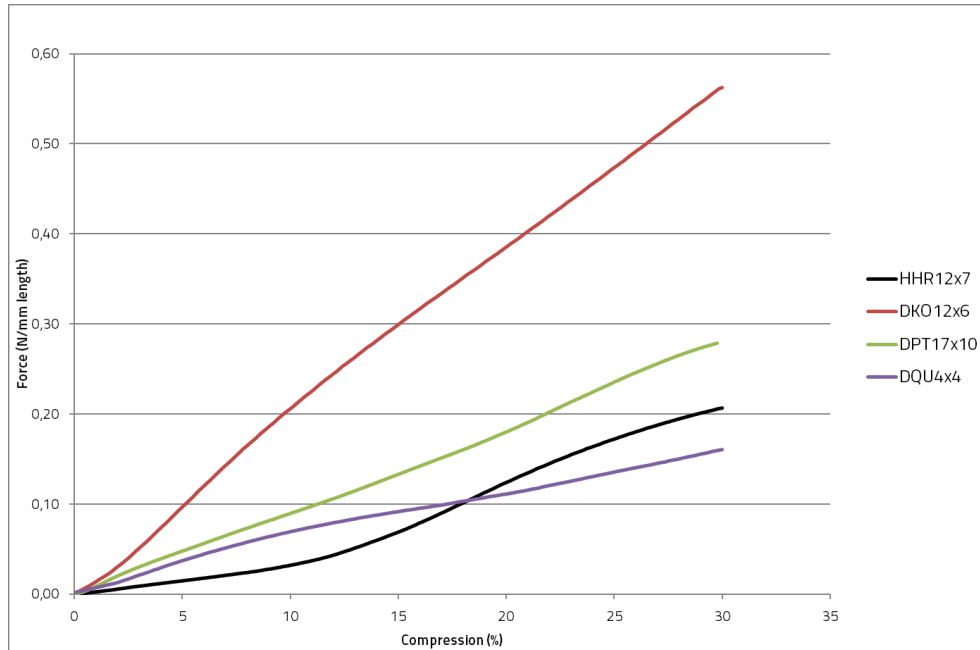
SHIELDING EFFECTIVENESS

Aluminium foil



NOTE | Due to less adhesive power of the conductive adhesive – compared to the non-conductive adhesive – the conductive adhesive is only an assembling aid.

FORCE DEFLECTION DIAGRAM CuNi



NOTE | Deviations may occur due to the very soft material.