

Thermally conductive gap fillers offer, besides excellent thermal properties, the ability to even out small, medium and big gaps and tolerances between the component (hot spot) and the cooling device.

Gap fillers are based on silicone and are filled with ceramic particles. They are tacky by nature. This can be single- or double sided. The use of an adhesive tape is not necessary in most cases. Anyway a single- or double-sided adhesive is available on request.

- Thermal conductivity: 1,0 W/m*K
- Available in 297x210 mm standard sheet size, other dimensions and die-cut parts on request
- Available in thicknesses from 0,5 to 5,0 mm
- Naturally both side tacky as standard, other options available
- Adhesive tape on request
- Based on silicone filled with ceramic particles



RoHS



REACH



UL 94



C US

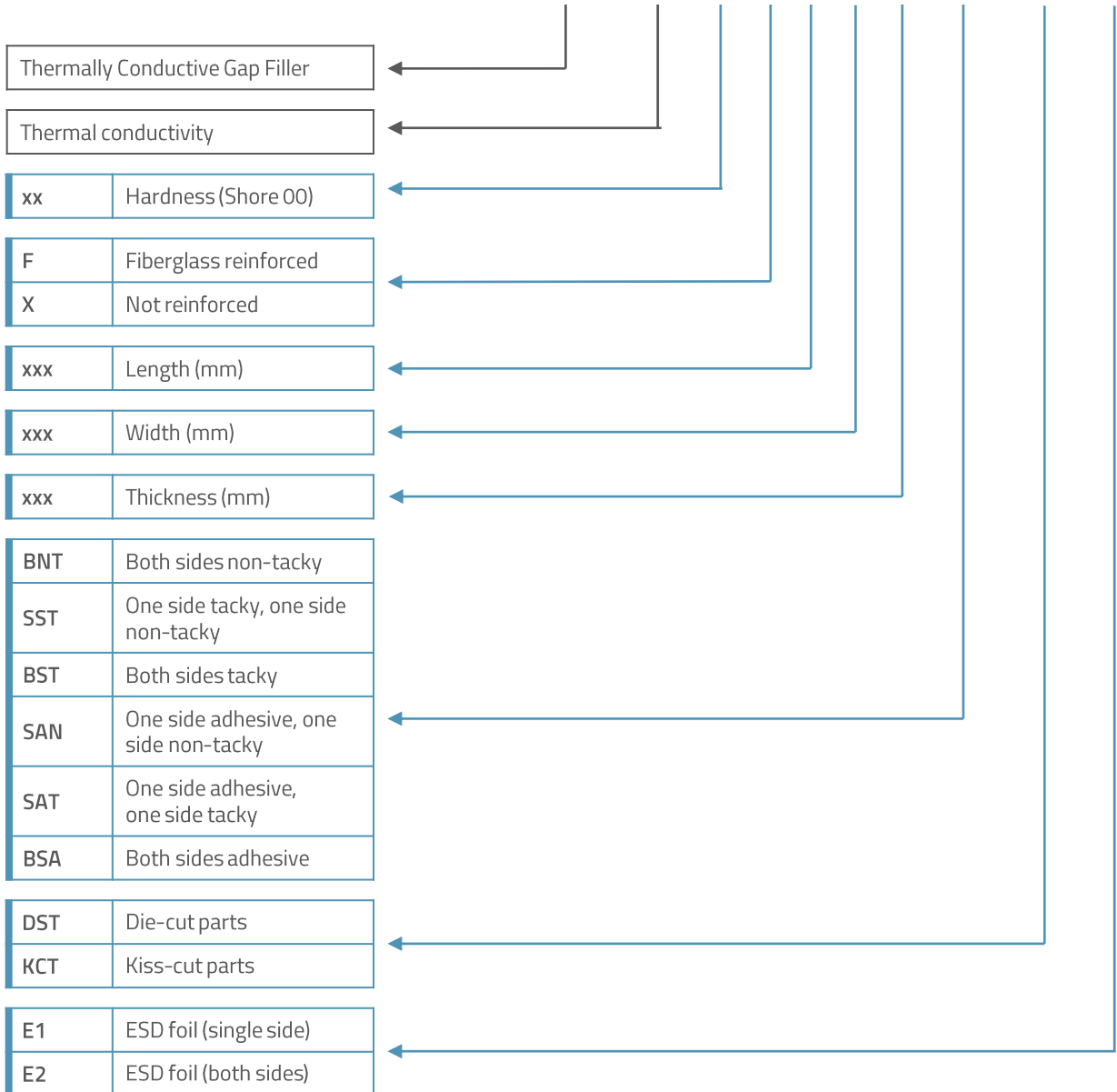
PRODUCT SPECIFICATIONS

PROPERTY	VALUE / TOLERANCE	TEST METHOD
Composition	Silicone filled with ceramic particles	-
Thermal conductivity	1,0 W/m*K	ASTM E1530
Thermal impedance @ 40 Shore 00 / 2 mm thickness	3,3 °C-in ² /W	ASTM E1530
Hardness	20 – 40 Shore 00 ± 10 %	ASTM D2240
Flammability rating	V-0	UL 94, E360243
Volume resistivity	10 ¹³ Ω*cm	ASTM D257
Dielectric breakdown voltage	>10 kV/mm	ASTM D149
Dielectric constant	4,4 @ 30MHz	-
Working temperature range	-50 – 200 °C	-
Specific gravity	2,3 g/cm ³	ASTM D792
Thickness range (T)	0,5 – 5,0 mm	ASTM D374
Standard sheet size (LxW)	297x210 mm	Caliper

Please note: Picture only shows an example of different gap pads.

BUILDING AN ITEM NUMBER

TCGF- 1,0 Sxx #-LxWxT-XXX-YYY-ZZ

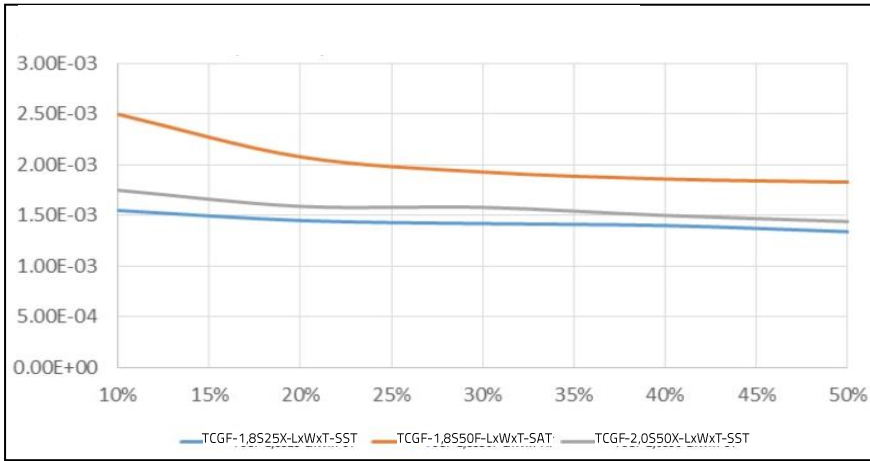


Standard options

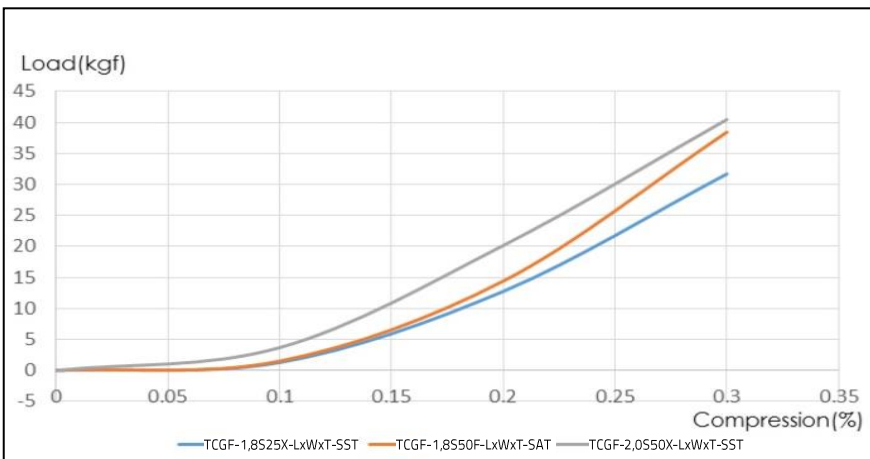
EXAMPLE

TCGF-1,0 S20 F-35x17x5-BST-DST-E1
 Thermally conductive gap filler; thermal conductivity: 1,0 W/m*K;
 hardness: 20 Shore 00; fiberglass reinforced; size: 35x17 mm;
 thickness: 5 mm; both sides tacky; die-cut; ESD foil (single side)

THERMAL RESISTANCE (m² °C/W)



COMPRESSIBILITY



STANDARD THICKNESSES (mm)

0,5 | 0,8 | 1,0 | 1,5 | 2,0 | 2,5 | 3,0 | 3,3 | 3,5 | 4,0 | 4,5 | 5,0

STANDARD HARDNESSES

20 Shore 00 | 40 Shore 00

Modifications and errors excepted. The information and statements herein are believed to be reliable but are not to be construed as a warranty or representation for which we assume legal responsibility. Users should undertake sufficient verifications and testings to determine the suitability for their own particular purpose of any information or products referred to herein.