

Thermally conductive gap fillers offer, besides excellent thermal properties, the ability to even out small, medium and big gaps and tolerances between the component (hot spot) and the cooling device.

The basic material of non-silicone gap fillers is Acrylic. Non-silicone gap fillers are tacky by nature for easy application. The use of an adhesive tape is not necessary in most cases. Anyway a single- or double-sided adhesive is available on request.

- Thermal conductivity: 3,0 W/m\*K
- Available in 300x200 mm standard sheet size, other dimensions and die-cut parts on request
- Available in thicknesses from 0,5 to 5,0 mm
- Naturally tacky for easy application
- Low thermal resistance at low pressure
- Non-silicone and no oil bleeding issue



RoHS



REACH



UL 94



c US

## PRODUCT SPECIFICATIONS

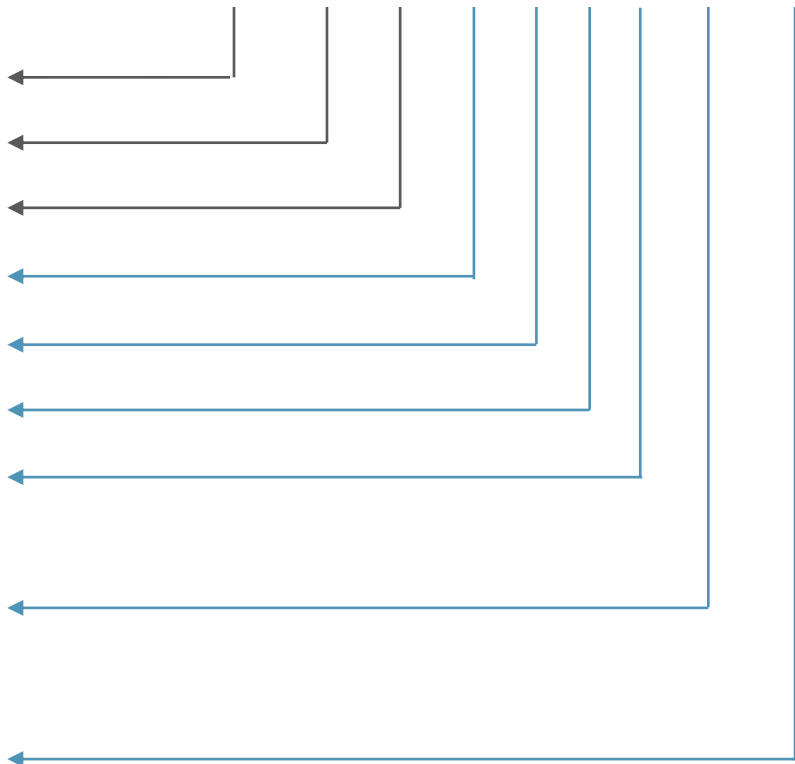
PROPERTY	VALUE / TOLERANCE	TEST METHOD
Composition	Acrylic elastomer	-
Thermal conductivity	3,0 W/m*K	ASTM D5470
Hardness	45 – 60 Shore 00	ASTM D2240
Density	2,98 g/cm <sup>3</sup>	ASTM D792
Continuous use temperature	-40 – 125 °C	EN344
Thickness range (T)	0,5 – 5,0 mm	-
Standard sheet size (LxW)	400x200 mm	-
Breakdown voltage	>10 kV/mm	ASTM D149
Dielectric constant	12,6	ASTM D150
Volume resistivity	2,1x10 <sup>13</sup> Ω-cm	ASTM D257
Flammability rating	V-0	UL 94, E360243

Please note: Picture only shows an example of different gap pads.

**BUILDING AN ITEM NUMBER**

TCGF-SF-3,0 Sxx-LxWxT-XXX-YYY

Thermally Conductive Gap Filler	
Silicone free	
Thermal conductivity	
xx	Hardness (Shore 00)
L	Length (mm)
W	Width (mm)
T	Thickness (mm)
BST	Both sides tacky
SAT	One side adhesive, one side tacky
BSA	Both sides adhesive
DST	Die-cut parts
KCT	Kiss-cut parts



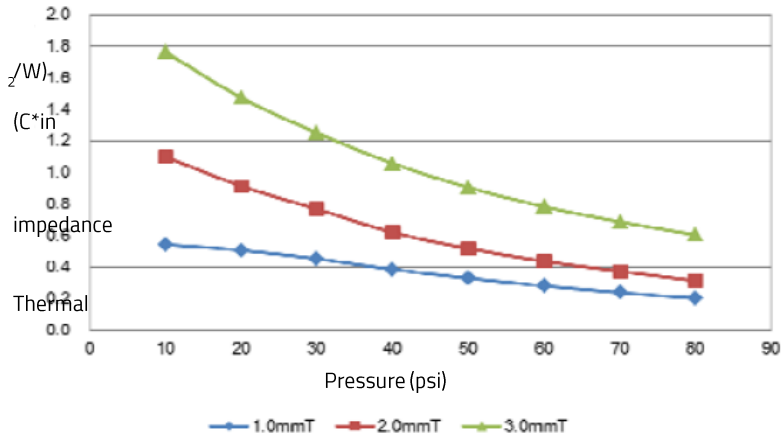
**Standard options**

**EXAMPLE**

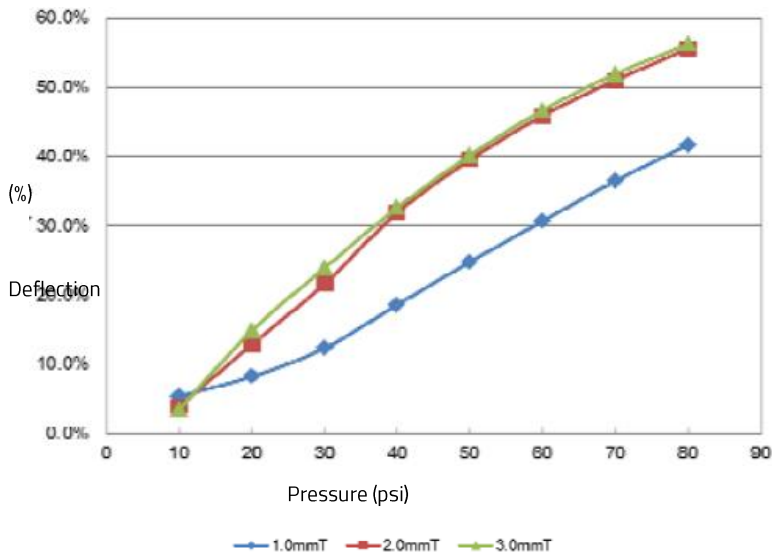
**TCGF-SF-3,0 S45-300x200x2-SAT-DST**

Non-silicone thermally conductive gap filler; thermal conductivity: 3,0 W/m\*K; hardness: 45 Shore 00; size: 300x200 mm; thickness: 2 mm; one side adhesive, one side tacky; die-cut parts

**THERMAL IMPEDANCE VS. PRESSURE**



**DEFLECTION**



**TOLERANCES**

THICKNESS		WIDTH AND HEIGHT	
0 – 0,50 mm	+/- 0,05 mm	0 – 50 mm	+/- 0,5 mm
0,60 – 15 mm	+/- 10%	> 50 mm	+/- 1,0 mm

Modifications and errors excepted. The information and statements herein are believed to be reliable but are not to be construed as a warranty or representation for which we assume legal responsibility. Users should undertake sufficient verifications and testings to determine the suitability for their own particular purpose of any information or products referred to herein.