

Thermally conductive gap fillers offer, besides excellent thermal properties, the ability to even out small, medium and big gaps and tolerances between the component (hot spot) and the cooling device.

Gap fillers are based on silicone and are filled with ceramic particles. They are tacky by nature. This can be single- or double sided. The use of an adhesive tape is not necessary in most cases. Anyway a single- or double-sided adhesive is available on request.

- Thermal conductivity: 5,0 W/m\*K
- Available in 297x210 mm standard sheet size, other dimensions and die-cut parts on request
- Available in thicknesses from 0,5 to 5,0 mm
- Naturally both side tacky as standard, other options available
- Adhesive tape on request
- Based on silicone filled with ceramic particles



RoHS



REACH



UL 94



C US

## PRODUCT SPECIFICATIONS

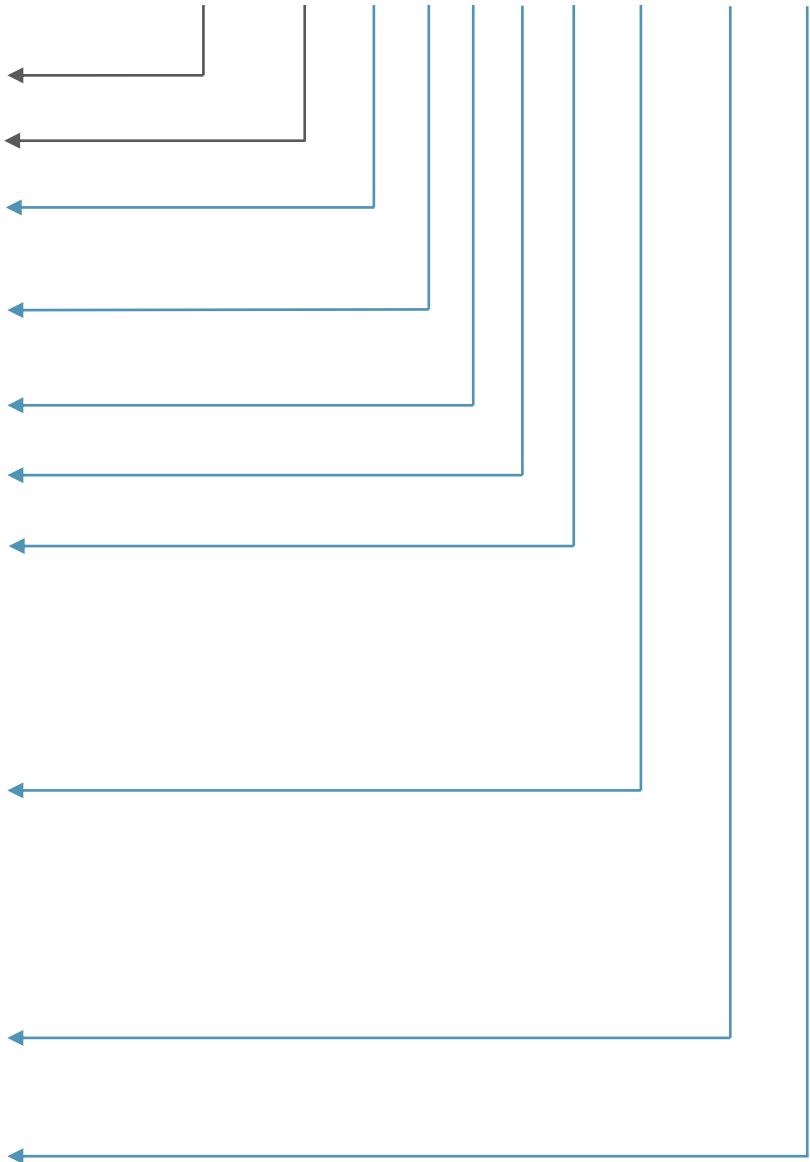
PROPERTY	VALUE / TOLERANCE	TEST METHOD
Composition	Silicone filled with ceramic particles	-
Thermal conductivity	5,0 W/m*K	ASTM E1530
Thermal impedance @ 65 Shore 00 / 4 mm thickness	1,6 °C-in <sup>2</sup> /W	ASTM E1530
Hardness	35 – 80 Shore 00 ± 10 %	ASTM D2240
Flammability rating	V-0	UL 94, E360243
Volume resistivity	10 <sup>11</sup> Ω*cm	ASTM D257
Dielectric breakdown voltage	>8 kV/mm	ASTM D149
Working temperature range	-40 – 200 °C	-
Specific gravity	3,2 g/cm <sup>3</sup>	ASTM D792
Thickness range (T)	0,5 – 5,0 mm	ASTM D374
Standard sheet size (LxW)	300x400 mm	Caliper
Total mass loss (TML)	< 0,5% @ 24 h / 125 °C vakuum	ASTM E595-15

Please note: Picture only shows an example of different gap pads.

**BUILDING AN ITEM NUMBER**

TCGF-5,0 Sxx #-LxWxT-XXX-YYY-ZZ

Thermally Conductive Gap Filler	
Thermal conductivity	
xx	Hardness (Shore 00)
F	Fiberglass reinforced
X	Not reinforced
xxx	Length (mm)
xxx	Width (mm)
xxx	Thickness (mm)
BNT	Both sides non-tacky
SST	One side tacky, one side non-tacky
BST	Both sides tacky
SAN	One side adhesive, one side non-tacky
SAT	One side adhesive, one side tacky
BSA	Both sides adhesive
DST	Die-cut parts
KCT	Kiss-cut parts
E1	ESD foil (single side)
E2	ESD foil (both sides)



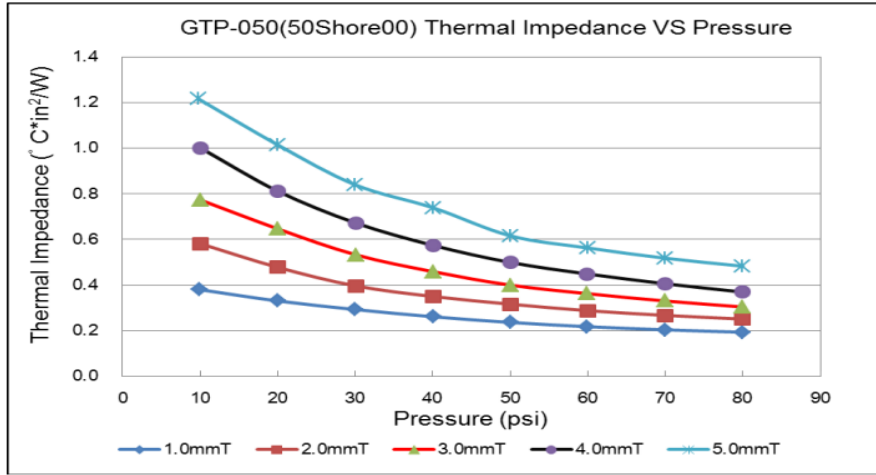
**Standard options**

**EXAMPLE**

**TCGF-5,0 S60 F-35x17x6-BST-DST-E1**

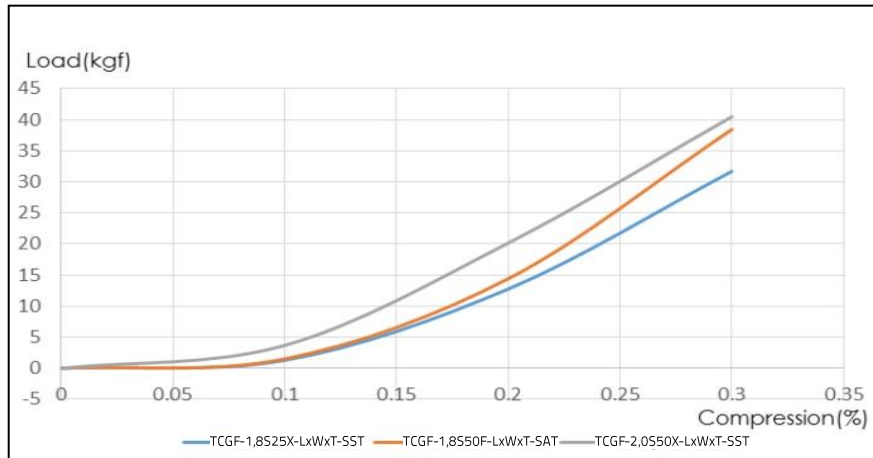
Thermally conductive gap filler; thermal conductivity: 5,0 W/m\*K; hardness: 60 Shore 00; fiberglass reinforced; size: 35x17 mm; thickness: 6 mm; both sides tacky; die-cut; ESD foil (single side)

**THERMAL RESISTANCE (m<sup>2</sup> °C/W)**



Just for reference

**COMPRESSIBILITY**



Just for reference

**STANDARD THICKNESSES (mm)**

0,5 | 0,8 | 1,0 | 1,5 | 2,0 | 2,5 | 3,0 | 3,3 | 3,5 | 4,0 | 4,5 | 5,0

**TOLERANCES**

THICKNESS		WIDTH AND HEIGHT	
0 – 0,50 mm	+/- 0,05 mm	0 – 50 mm	+/- 0,5 mm
0,60 – 15 mm	+/- 10%	> 50 mm	+/- 1,0 mm

Modifications and errors excepted. The information and statements herein are believed to be reliable but are not to be construed as a warranty or representation for which we assume legal responsibility. Users should undertake sufficient verifications and testings to determine the suitability for their own particular purpose of any information or products referred to herein.